



State of Washington

Office of Superintendent of Public Instruction

OSPI

Languages | A - Z Index | Print Version

Search

Home | Certification | Offices & Programs | Learning & Teaching | Assessment | Finance & Grants | Data & Reports



# Welcome to the Washington School Report Card



"The purpose of the Washington School Report Card is to share information about our K-12 schools. It is important for you—parents, educators, and families, community members, and students—to have information to engage with your schools at the local level. You will see how students at your local school or district performed on our state test, the number of students enrolled, the race and ethnicity make-up of the students and educators, and much more. I hope this information is empowering." - Superintendent Chris Reykdal

Please make a selection



I want to see **District or School Data**

District  Go  
School  Go

- Or -



I want to see **State Data**

- Or -

**What can I do here?**

**Now!**

- See statewide data
- See how my school is performing
- Review historic data back to 2014
- Request additional data

**Coming Soon!**

- Compare my school with others in the state
- Customize data downloads

Search for a specific **District or School Organization**

Search  Go

Glossary

Resources

Feedback

**We welcome your feedback!**

Help us improve by taking a short survey.

No Thanks Give Feedback



# Washington School Update South Bay Elementary



Principal McDonald



600 Sleater Kinney Rd NE, Olympia, WA 98506



(360) 412-4800

## About

300  
Students



13  
Languages  
Spoken

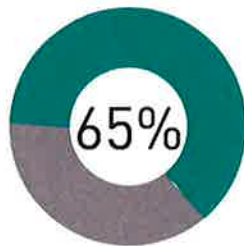
35%  
Low  
Income

## Student Performance

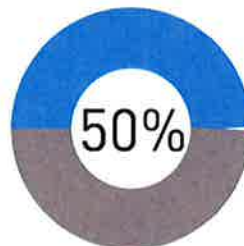
How is your school doing getting students to their learning goals?



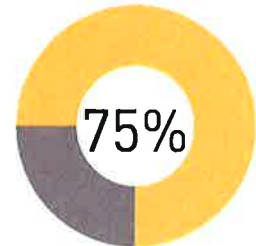
English  
Language Arts



Math



Science



Met grade level standards on state administered tests

## How are students progressing to their next step?



82%

Students Attend  
School Regularly



44%

Had High English  
Language Arts Growth



41%

Had High Math  
Growth

## About Our Teachers and Classrooms



65%

Content Area  
Certified

35%

Board  
Certified

2.5

Average Years  
of Experience



30

Students per Classroom  
Averaged

## Finances

What are the per pupil expenditures?

\$2,000

Salary & Benefits



\$2,000

Non-Personnel Costs





# Washington School Update North Thurston High School

Principal Greenwell

600 Sleater Kinney Rd NE, Olympia, WA 98506

(360) 412-4800

## About

300  
Students



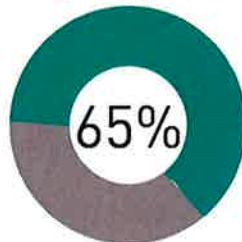
13 Languages Spoken | 6% Low Income

## Student Performance

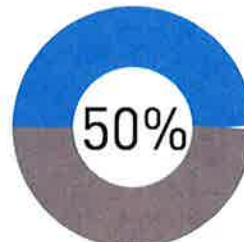
How is your school doing getting students to their learning goals?



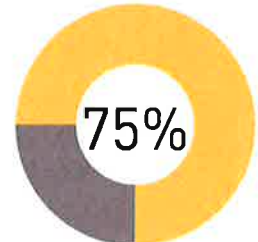
English Language Arts



Math



Science



Met grade level standards on state administered tests

## How are students progressing to their next step?



82%

9th Graders On Track to Graduate



55%

English Learners Making Progress



76%

Graduate in 4 years

## About Our Teachers and Classrooms



65%

Content Area Certified

35%

Board Certified

2.5

Average Years of Experience



30

Students per Classroom Averaged

## Finances

What are the per pupil expenditures?

\$2,000

Salary & Benefits



\$2,000

Non-Personnel Costs

